

Friends and Family Test Results

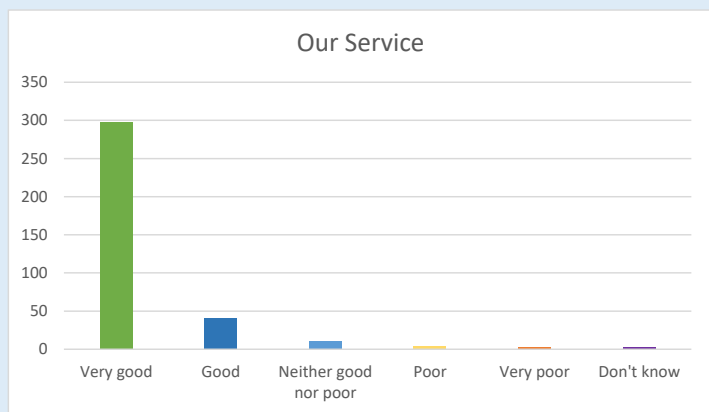
May 2024

1. Our Service

Overall how was your experience of our service?

Very good	298
Good	41
Neither good nor poor	11
Poor	4
Very poor	3
Don't know	2

Total 359



2. Your Comments

Please can you tell us why you gave your answer?

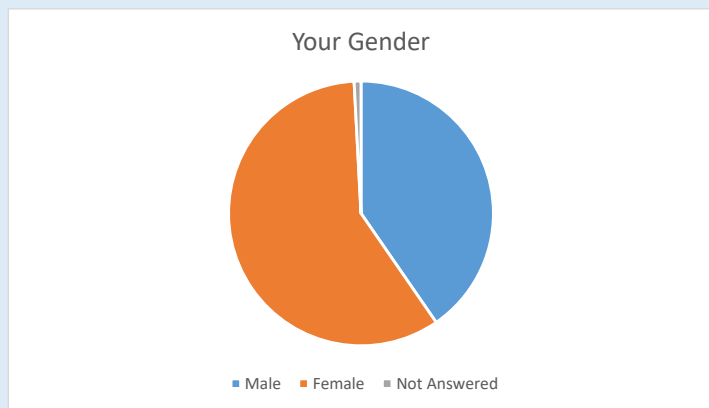
Please tell us about anything that we could have done better



3. Your Gender

Male	145
Female	211
Not Answered	3

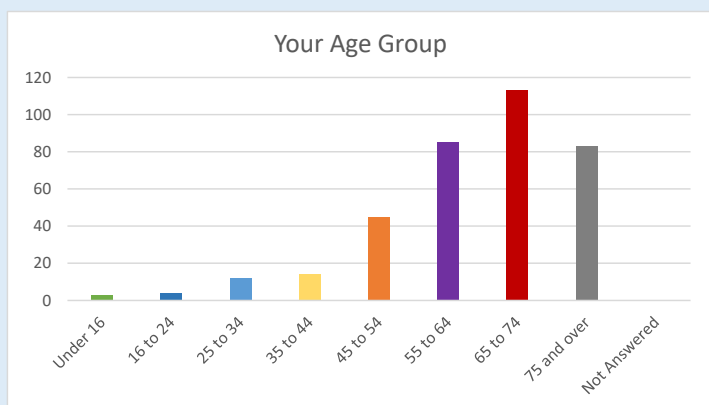
Total 359



4. Your Age Group

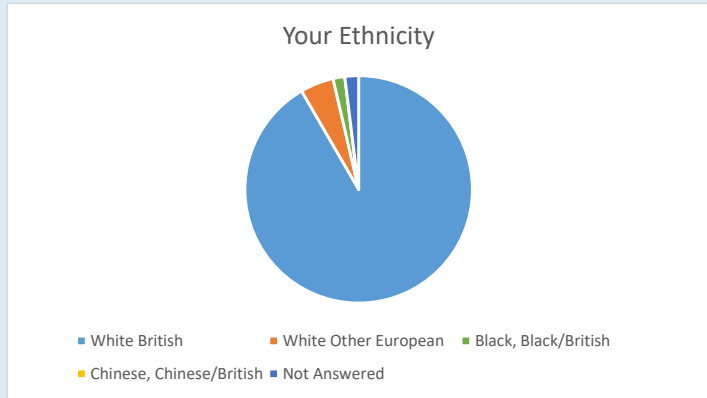
Under 16	3
16 to 24	4
25 to 34	12
35 to 44	14
45 to 54	45
55 to 64	85
65 to 74	113
75 and over	83
Not Answered	0

Total 359



5. Your Ethnicity

White British	329
White Other European	17
Black, Black/British	6
Chinese, Chinese/British	0
Not Answered	7
Total	359



6. Your Employment Status

Full Time Employment	91
Part Time Employment	52
Not Employed	26
Retired	187
Not Answered	3
Total	359

